

SRC SERIES



The SRC connector is a small bore connector that eliminates the potential for misconnections with luer fittings. The intuitive design is simple for end users to operate and provides an audible "click" for added assurance and a secure, leak-free connection. This new connector features a unique elastomeric seal with a smooth, gap-free flow path that provides better flow characteristics and eliminates stagnant flow areas.

FEATURES

- Prevents misconnections
- Reliable elastomeric seals
- Audible "click" and positive feel
- Allows tubing rotation

BENEFITS

- Won't connect to IV lines and other non-compatible applications
- Leak-free connections
- Operators know when a secure, reliable connection is made
- Prevents accidental disconnect or kinked tubing

Specifications ● ● ●

PRESSURE:

Vacuum to 25 psi, 1.7 bar

TEMPERATURE:

32°F to 110°F (0°C to 43°C)
(rated for shipment uncoupled up to 160°F)

MATERIALS:

Main components: Polypropylene with overmolded TPE* pads, USP Class VI, ADCF

INTEGRAL SEALS:

Overmolded TPE*, USP Class VI, ADCF

COLOR:

White with blue pads

STERILIZATION:

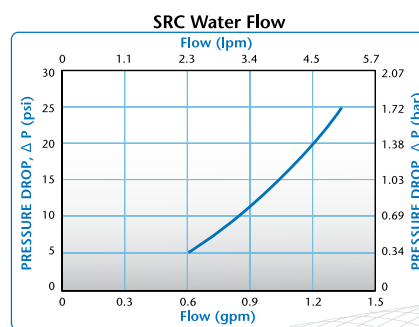
EtO, e-beam or gamma

TUBING SIZES:

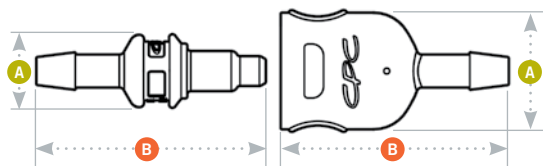
1/8" to 3/16" ID, 3.2mm to 4.8mm ID

*The overmold material TPV (thermoplastic vulcanizate) is used with the SRC polypropylene couplings. TPV is an alloy of polypropylene thermoplastic and fully vulcanized EPDM rubber. TPV is typically resistant to water, acids and bases. The overmold material TPE (thermoplastic elastomer) is used with the NS4 ABS couplings. TPE is a blend of additives and copolymers in a special formulation that forms extremely durable bonds to the ABS substrate, while offering the traditional properties of soft-touch overmold.

⚠ This graph is intended to give you a general idea of the performance capabilities of the product.



SRC SERIES DIMENSIONS



A = Height/Diameter
B = Total Length


Panel Dimensions

	PANEL OPENING	PANEL THICKNESS MAX.-MIN.	PANEL NUT HEX	PANEL NUT THREAD
COUPLING INSERTS	7/16	.21-.03	1/2	7/16-24UNS

Coupling Bodies


• POLYPROPYLENE

Add "CL" to the end of the plastic SRC part numbers below for cleanroom manufactured versions.


TERMINATION IN-LINE HOSE BARB	TUBING SIZE	METRIC EQ.	STRAIGHT THRU	A	B
	1/8" ID 3/16" ID	3.2mm ID 4.8mm ID	SRC1702 SRC1703	.62 .62	1.18 1.18

Coupling Inserts

• POLYPROPYLENE

TERMINATION IN-LINE HOSE BARB	TUBING SIZE	METRIC EQ.	STRAIGHT THRU	A	B
	1/8" ID 3/16" ID	3.2mm ID 4.8mm ID	SRC2202 SRC2203	.38 .38	1.19 1.19

• CHROME-PLATED BRASS

TERMINATION PANEL MOUNT HOSE BARB	TUBING SIZE	METRIC EQ.	STRAIGHT THRU	A	B
	1/8" ID 3/16" ID	3.2mm ID 4.8mm ID	SRC4202CB SRC4203CB	.57 .57	1.66 1.66

Accessories



PART NO.	DESCRIPTION	MATERIALS
SRC3L	Tethered cap and plug for SRC body and insert	White medical-grade TPE

美国CPC_Colder Products Company快速接头和连接器
 授权西北代理商联系方式

西安嘉岳自动化技术有限公司 Garye Automation Company

地址：西安市未央区未央大道138-1号中登大厦A座十二层

电话：029 - 8647 4991 邮编：710016

传真：029 - 8647 3942 公司QQ:3180038393

手机：182 9256 1696

E-mail：sales@garye.cn

Web：http://www.garye.cn